DUBAI

HOUSE OF
samina

THE COLLECTIONS

Landscape & Water

الحدائق والماء

Fountains and water, carved in stone

COURTYARD · PILLAR & BOWL · SCULPTURE IN WATER · WATER ARCHITECTURE



LANDSCAPE & WATER

الحدائق والماء

Water, held in stone

A fountain is the oldest luxury of a hot country. The sound of water in a courtyard lowers the voice and cools the room before a guest reaches the door.

Ours are carved from single blocks of Makrana marble and Rajasthan sandstone, finished honed for the outdoors, and drawn with their water: the height of the jet, the sheet over each lip, the light beneath the surface.

PLATE 01 *Taus* The peacock fountain, lit at dusk (left)

IN THIS COLLECTION

المحتويات

Four ways with water

I — The Courtyard الفناء — 04
Tiered fountains for the forecourt and the inner court

II — Pillar & Bowl العمود والطاسة — 06
A single carved bowl on a turned pillar

III — Sculpture in Water النحت والماء — 07
The sphere, the ring, the flame and the peacock

IV — Water Architecture عمارة الماء — 10
Water walls, cascades and canals

Made for the Gulf — 12

For the drawing set — 13



PLATE 02 *Thurayya* After dark

COLLECTION I

الفناء

The Courtyard

Tiered fountains, each bowl carved from one block, so water falls in a ring of sheets from lip to lip. Sized to the court, from a single garden tier to a forecourt that receives cars.



PLATE 03 *Sahn* The garden court



PLATE 04 *Bab* The gate court

DESIGN VISUALISATION



PLATE 05 *Madkhal* The forecourt



PLATE 06 *Nur* Lit from the basin

DESIGN VISUALISATION

COLLECTION II العمود والطاسة

Pillar & Bowl

The quietest fountain: one bowl, carved and pierced, raised on a turned pillar over a low basin. For a garden walk, a terrace or the end of a long view.



PLATE 07 *Ka's* The cup



PLATE 08 *Tasa* The bowl

COLLECTION III

النحت والماء

Sculpture in Water

Where the stone is the subject and water is the finish: a sphere of veined marble turning on a film of water, petals of sandstone spilling one into the next.



PLATE 09 *Kura* The sphere



PLATE 10 *Warda* The open rose



PLATE 11 *Halqa* The ring
DESIGN VISUALISATION



PLATE 12 *Lahab* The flame
DESIGN VISUALISATION



PLATE 13 *Nufar* The lotus
DESIGN VISUALISATION



PLATE 14 *Taus* The peacock
DESIGN VISUALISATION

A SIGNATURE

طاووس

The Peacock

A carved peacock at the centre of a round basin, its tail drawn in water: a fan of fine jets set behind the bird so the plumes open in light after dark.

The bird, the basin and the ring of jets are drawn together for each site, at a scale to be seen from the gate.

عمارة الماء

Water Architecture

Water drawn as part of the building: a carved arch with a sheet of water behind it, a pierced jaali pavilion standing in a still pool, a stepped cascade at the end of an axis.



PLATE 15 *Qaws* The water arch
DESIGN VISUALISATION



PLATE 16 *Mashrabiya* The jaali pavilion
DESIGN VISUALISATION



PLATE 17 *Daraj* The stepped cascade



PLATE 18 *Qanat* The canal

DESIGN VISUALISATION



Stone that lives outdoors

Stone	Makrana white marble and Rajasthan sandstones that hold their colour in strong sun.
Finish	Honed or leathered, never polished, so the surface stays calm under water and safe underfoot.
Water	Jets, sheets and still surfaces drawn with the stone; pumps and filtration sized to the piece.
Light	Submersible light set in the basin and beneath each lip, drawn with your lighting designer.
Care	A penetrating sealer, and stone-safe descaling. No acid cleaners, which etch marble.

PLATE 19 *Sama* Tall jets against the sky (left)

DESIGN VISUALISATION

SPECIFYING للمعماريين

For the drawing set

What a landscape architect needs to place a fountain in the drawing set, and what we need from you to quote one.

TO QUOTE, SEND US

A site plan with the fountain's position, the plate number or your own sketch, the stone you prefer, and how the water and light should behave.

Formats	Free-standing fountains, wall fountains, water walls and cascades, drawn to your site
Stones	Makrana white marble; Rajasthan sandstones and other stones [list to confirm]
Finish	Honed or leathered for exterior use; polished on request for interiors
Sizes	Basin diameter and height drawn to the site [standard sizes to confirm]
Weight	[Per piece and per tier, to confirm for crane and foundation design]
Foundation	Reinforced base by the site contractor, to our loads and drawings
Basin	Waterproofed basin with overflow and drain [scope to confirm]
Water	Pump, nozzles and filtration [supply by us or by others, to confirm]
Lighting	Submersible LED in the basin and beneath each lip [rating to confirm]
Man-hours	[Carving hours per piece, to confirm]
Lead time	[Weeks from drawing sign-off, to confirm]
Shipping	Crated and shipped by sea to Jebel Ali, Dubai [transit time and cost to confirm]
Care	Penetrating sealer on installation; stone-safe descaling, no acid cleaners



A CRAFT THAT STAYED

Water has always belonged to stone

In the palace gardens of Rajasthan, water was never an afterthought. It ran in carved channels, rose from lotus cups and fell over stepped cascades — always held in stone, and always cut by hand.

That craft never left Makrana. The same quarries that gave marble to the Taj Mahal still feed our workshops, and our family has worked this stone for more than a hundred and fifty years.

Every fountain in this book begins as a drawing and a block chosen from our own quarries. Artisans lead; machines only support. Petals, scrolls and acanthus are finished by chisel, and each piece is dry-assembled in Makrana before it is crated.

Our fountains now stand in homes, hotels and campuses across India and abroad — a marble fountain exported to Riyadh, a lotus fountain in Bathinda, a musical fountain in Ranchi. This collection brings them together.

150+	10+	24
YEARS OF FAMILY CRAFT IN STONE	QUARRIES OF OUR OWN	FOUNTAINS IN THIS COLLECTION

CONTENTS

Four ways to hold water

I	The Lotus FORMS BORN OF THE INDIAN WATER GARDEN	5 PIECES	04
II	The Tiered Fountain CENTREPIECES FOR COURTS, FORECOURTS AND GARDENS	10 PIECES	10
III	Wall & Niche WATER SET INTO ARCHITECTURE	5 PIECES	21
IV	Contemporary SPHERES, BLADES AND CASCADES	4 PIECES	27
	Made to Order · Index		32

References run FT-01 to FT-24. Every piece is made to order: dimensions, stone and finish are drawn to your site. Photographs show completed installations where marked; other plates show the design in a representative setting.



COMPLETED INSTALLATION · MAKRANA

FT-01 CHAPTER I

Lotus Bloom

Two tiers of open lotus petals, hand-carved from white Makrana marble and polished so the light below the water glows through every edge. Our signature piece — and the one clients ask for by name.

SPECIFICATION	
STONE	Premium white marble, Makrana
STYLE	Two-tier lotus bloom, hand-carved
FINISH	Polished, ornamental petal detailing
LOTUS DIA.	3′-0″ (914 mm), outer to outer
TOTAL HEIGHT	4′-0″ to 4′-6″ from pond base
SUPPLY	Centrepiece only · pond by client



FT-02 CHAPTER I

Moonlotus

A low, wide lotus of dark stone petals set in a moulded basin — a crown of arching jets rises from its heart. Made for evening light.

STONE	Black granite or dark marble
FORM	Single open bloom, low profile
WATER	Centre jet with ring of arching jets
SETTING	Forecourts, hotel drop-offs



FT-03 CHAPTER I

Lotus Cascade

Scalloped lotus bowls climbing to a bud finial, each rim lit from below so the falling water reads as a veil of gold.

STONE	Ivory marble
FORM	Four tiers, bud finial
WATER	Top jet with outer arcing ring
LIGHTING	Underwater LED, warm white



FT-04 CHAPTER I

Water Lily

Three shell-petal bowls opening one above the other, softer and lower than a tiered fountain — a flower floating on its own pool.

STONE	Ivory or white marble
FORM	Three stacked petal bowls
WATER	Single vertical jet
SETTING	Garden pools, courtyards

II

The Tiered Fountain

CENTREPIECES FOR COURTS, FORECOURTS AND GARDENS

Bowl above bowl, water falling in a ring of light. The classical tiered fountain, carved in the round and scaled to the space it has to command.



FT-06 CHAPTER II

Sovereign

Four tiers edged in dark stone, each rim releasing an unbroken curtain of water into a quatrefoil basin of carved grey marble. Our grandest tiered piece.

STONE	Ivory marble, grey carved basin
FORM	Four tiers, water-curtain rims
BASIN	Quatrefoil, carved and moulded
SETTING	Palace courts, grand forecourts



FT-07 CHAPTER II

Palm Court

A tall two-tier fountain with a pine-cone finial, lit from within, in a square pool. At home in a courtyard of arches, lanterns and mashrabiya.

STONE	White marble
FORM	Two tiers, pine-cone finial
BASIN	Square, marble-clad
SETTING	Courtyard villas, Middle East



FT-08 CHAPTER II

Crown

Three fluted, scalloped bowls rising to a bud, with arching jets falling from every rim. A fountain designed to be seen at night.

STONE	Ivory marble
FORM	Three fluted tiers
WATER	Top jet with arching rim jets
LIGHTING	Warm underwater LED



FT-09 CHAPTER II

Celadon

Fluted bowls of green marble, rimmed in honey-gold stone, beneath a tall centre jet. Colour in stone, not paint.

STONE	Indian green marble, honey onyx rims
FORM	Two fluted tiers
WATER	Tall centre jet
SETTING	Garden pools, resorts



FT-10 CHAPTER II

Cypress

A formal three-tier fountain inside a raised basin with scrolled shell seats at each quarter — made for the axis of a long garden.

STONE	Cream marble or limestone
FORM	Three tiers, flame finial
BASIN	Raised, with shell-scroll seats
SETTING	Formal gardens, estates



FT-11 CHAPTER II

Rose Garden

An urn-shaped upper bowl on a spiralled stem, above a wide fluted lower bowl. A gentle fountain for a walled garden.

STONE	White marble
FORM	Two tiers, urn top
WATER	Gentle overflow
SETTING	Rose gardens, courtyards



FT-12 CHAPTER II

Atrium

Scalloped two-tier fountain in a low pebble-filled basin, beneath a glass dome. Sized for the centre of a great hall.

STONE	White marble
FORM	Two scalloped tiers
BASIN	Low round, pebble bed
SETTING	Atriums, conservatories



FT-13 CHAPTER II

Wisteria

Three gadrooned tiers in white marble at the centre of a flagstone court, under climbing wisteria. The English walled garden, carved in Makrana.

STONE	White marble
FORM	Three gadrooned tiers
BASIN	Low round, moulded rim
SETTING	Walled gardens, courtyards



FT-15 CHAPTER II

Oasis

A white marble fountain with a bud finial in a stepped round pool, at the meeting of four paths in a palm garden. Water, shade and stone.

STONE	White Makrana marble
FORM	Two tiers, bud finial
BASIN	Stepped round pool
SETTING	Palm gardens, Gulf villas

III

Wall & Niche

WATER SET INTO ARCHITECTURE

Where a garden meets a wall, water gives it a voice. Aedicules, arched niches and long rills, built as architecture rather than ornament.





FT-16 CHAPTER III

The Niche

A carved white marble urn fountain set into a dark stone arch, framed by relief-carved pilasters and a carved cornice. Its reflection doubles it in the pool below.

STONE	White marble, black stone niche
FORM	Urn fountain in arched niche
CARVING	Relief pilasters and cornice
SETTING	Pool walls, courtyards



FT-17 CHAPTER III

Aedicule

A veined white marble aedicule — pilasters, cornice and a carved rosette — sheltering a small two-tier fountain above a deep marble trough.

STONE	Statuario-style white marble
FORM	Wall aedicule with fountain
BASIN	Rectangular marble trough
SETTING	Garden walls, terraces



FT-18 CHAPTER III

Lantern Arch

A carved limestone arch with scroll keystone, twin sconces and a shell spout, pouring into a pedestal bowl and a relief-carved basin.

STONE	Cream limestone or sandstone
FORM	Arched wall fountain
CARVING	Scrollwork, shell, foliage
SETTING	Entrances, courtyards





FT-20 CHAPTER III

Terrace Rill

A curved limestone wall of piers, swirl-fluted urns and gadrooned planters, with bronze spouts feeding a long dark rill.

STONE	Travertine or limestone
FORM	Curved rill wall
DETAILS	Swirl urns, gadrooned planters
SETTING	Terraces, hillside gardens

IV

Contemporary

SPHERES, BLADES AND CASCADES

Pure geometry and moving water. Floating spheres, stepped cascades and sculpted forms for modern villas, lobbies and plazas.



FT-21 CHAPTER IV

Eclipse

A dark, ribbed stone sphere on a black plinth, water spilling over its surface into a square granite trough.

STONE	Black granite, grey granite trough
FORM	Textured sphere on plinth
WATER	Bubbler over sphere
SETTING	Patios, entrances



FT-22 CHAPTER IV

Jaali Cascade

A white marble tower of carved jaali screens above stepped cascades and square pools. Mughal pattern in a modern form.

STONE	White Makrana marble
FORM	Jaali tower over stepped pools
WATER	Weir cascades on three levels
SETTING	Building forecourts, plazas



FT-23 CHAPTER IV

Noir Tiers

Bowls of ivory and black marble stacked on dark columns, lit from within as water spills from one to the next.

STONE	Nero marble and ivory marble
FORM	Offset stacked bowls
WATER	Spill from bowl to bowl
SETTING	Modern gardens, lounges



FT-24 CHAPTER IV

Flame

An abstract flame carved in white marble, rising from a black plinth over a shallow pool. Sculpture first, fountain second.

STONE	White marble, black granite plinth
FORM	Abstract sculpture
WATER	Spill from plinth
SETTING	Sculpture gardens, lobbies

MADE TO ORDER

From drawing to water

01
Brief
Share the site, a plan or a photograph, and the mood you want. We suggest forms from this book or a new design.

02
Drawing
We prepare a dimensioned elevation for approval — tiers, basin, jets and lighting positions.

03
Stone
Blocks are chosen from our own quarries and matched for colour and vein before carving begins.

04
Carving
Master carvers rough out and finish every petal, scroll and leaf by hand in Makrana.

05
Dry-fit
The fountain is assembled and water-tested in the workshop, then photographed for your sign-off.

06
Delivery
Each part is numbered and crated for road or sea freight, with assembly drawings for your site team.

STONES WE CARVE

- White Makrana marble
- Beige & ivory marble
- Indian green marble
- Rainbow & pink sandstone
- Jaisalmer yellow sandstone
- Black granite & Nero marble
- Travertine & limestone

EVERY FOUNTAIN

- Sized to your site and drawn for approval
- Carved from a single selected stone
- Dry-assembled and tested before dispatch
- Crated for export by road or sea
- Supplied as centrepiece, or with basin cladding

MADE BY HAND

One family, by hand.

Every House of Samina piece is cut and finished by hand in our family's workshops, in marble from our own quarries in Makrana, the source of the Taj Mahal's marble, and drawn, delivered and set in place for you by our own team in the UAE.

HOUSE OF

samina

DUBAI

هاوس اوف سامينا

To commission a piece, or to see stone samples

info@houseofsamina.ae

INSTAGRAM @houseofsamina.ae

houseofsamina.ae

DUBAI, UNITED ARAB EMIRATES

Pieces shown as design visualisations are made to order for each site.
Natural stone varies in colour and figure from piece to piece.